


PRODUCT SPECIFICATION



TYPE	AC axial fan, welded blades
MODEL	BL-A400B-4E-M01-B3 (Blowing)
MODEL	BL-A400B-4E-M01-S3 (Sucking)

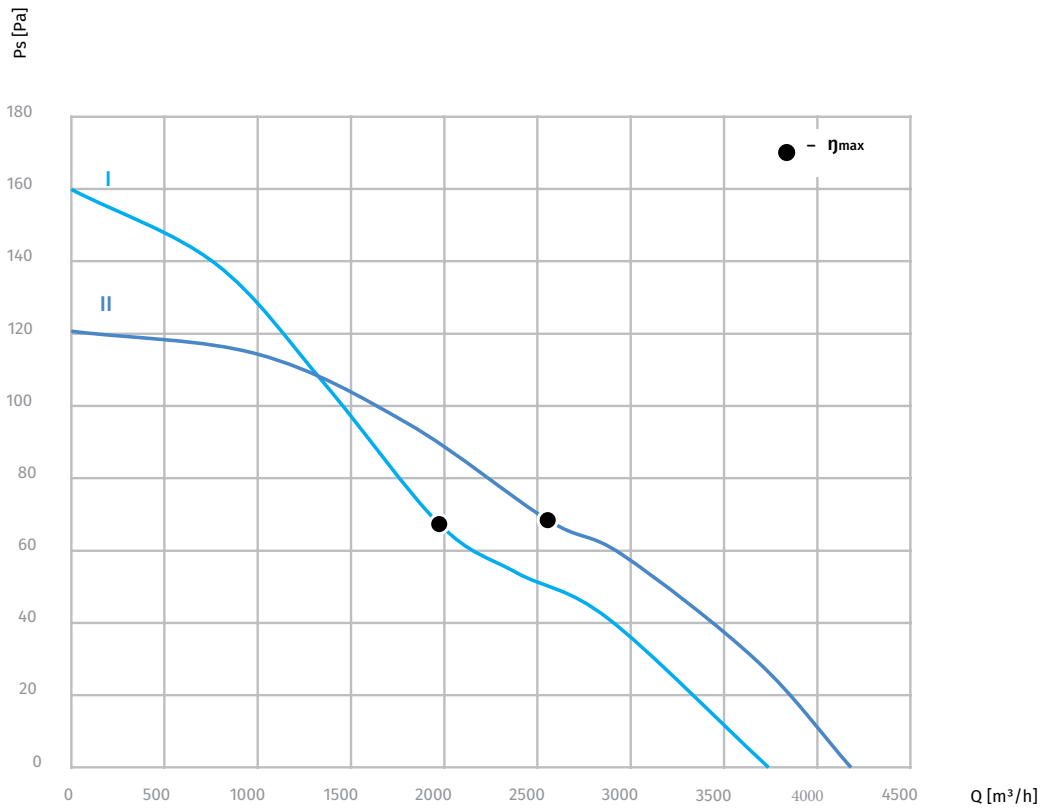
NOMINAL DATA

Phase	-	1~	1~
Nominal Voltage	VAC	230	230
Frequency	Hz	50	60
Speed	RPM	1400	1600
Power Input	W	290	331
Current	A	1.27	1.43
Sound Pressure Level	dBA	63	67
Capacitor	μF	6.0	6.0
Capacitor Voltage	VDB	450	450
Valid For Approval/Standard		CE	CE
Min. Ambient Temperature	°C	-25	-25
Max. Ambient Temperature	°C	50	50
Perform. curve		I	II

TECHNICAL FEATURES

Mass	5.7 Kg
Dimensions	400 mm
Material Of Impeller	alkyd coated steel, welded
Number Of Blades	5
Direction Of Rotation (seen on rotor)	clockwise for "B"; counter-clockwise for "S"
Surface Of Rotor	Coated in reflex BLUE C
Type of protection	IP54
Insulation Class	F
Condensate Discharge Holes	On rotor side
Min./Max. permissible ambient motor temperature (transportable/ storage)	- 40°C ... + 80°C
Operation Mode	S1
Motor Bearing	Ball bearing
Motor Protection	Self-resetting TOP wired internally
Electrical leads	Via terminal box
RoHS	All material accord with RoHS
Min./Max. Humidity	0% ... 90% RH
Motor	External rotor AC motor
Deviation Of Impeller In Axial Direction	≤1mm
Deviation Of Impeller In Radial Direction	≤1mm

PERFORMANCE CURVES

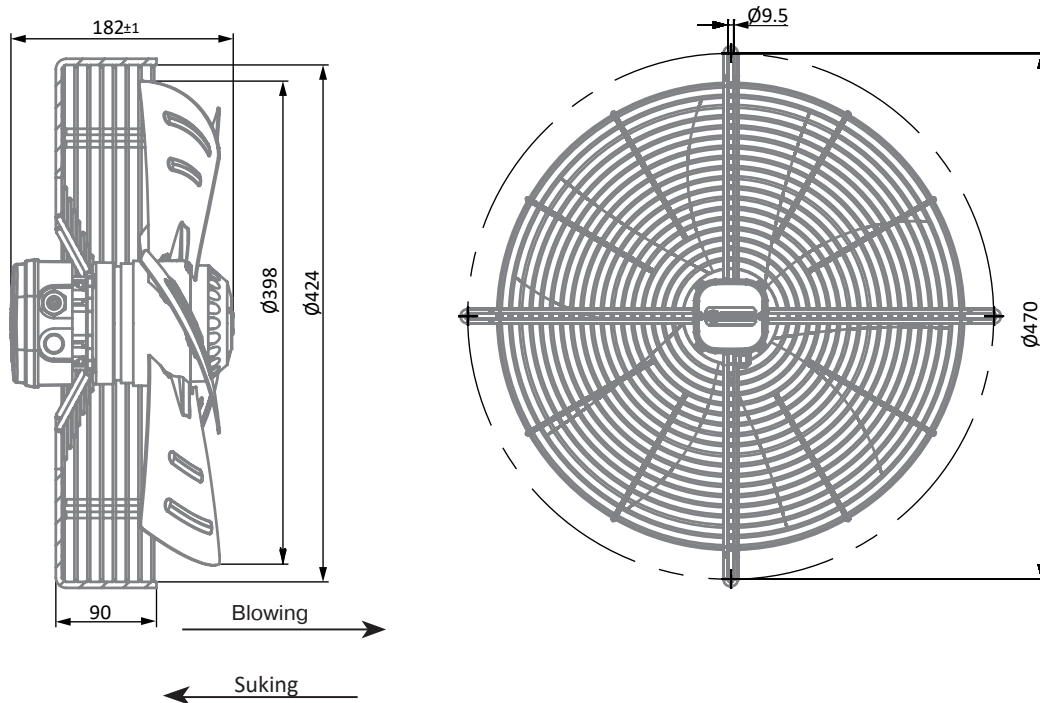


DATA ACCORDING TO ErP DIRECTIVE

Installation category	A
Efficiency category	Static
Variable speed drive	No
Specific ratio	1,00

	Actual	Request 2015
Overall efficiency η_{es}	19	28
Efficiency grade N	37	40
Power input P, W	195	
Air flow V, m ³ /h	1973	
Pressure increase ΔP , Pa	67	

DIMENSIONS DRAWING



ELECTRICAL CONNECTION DIAGRAMM

